



**NEW MILL
QUARTER**
HACKBRIDGE



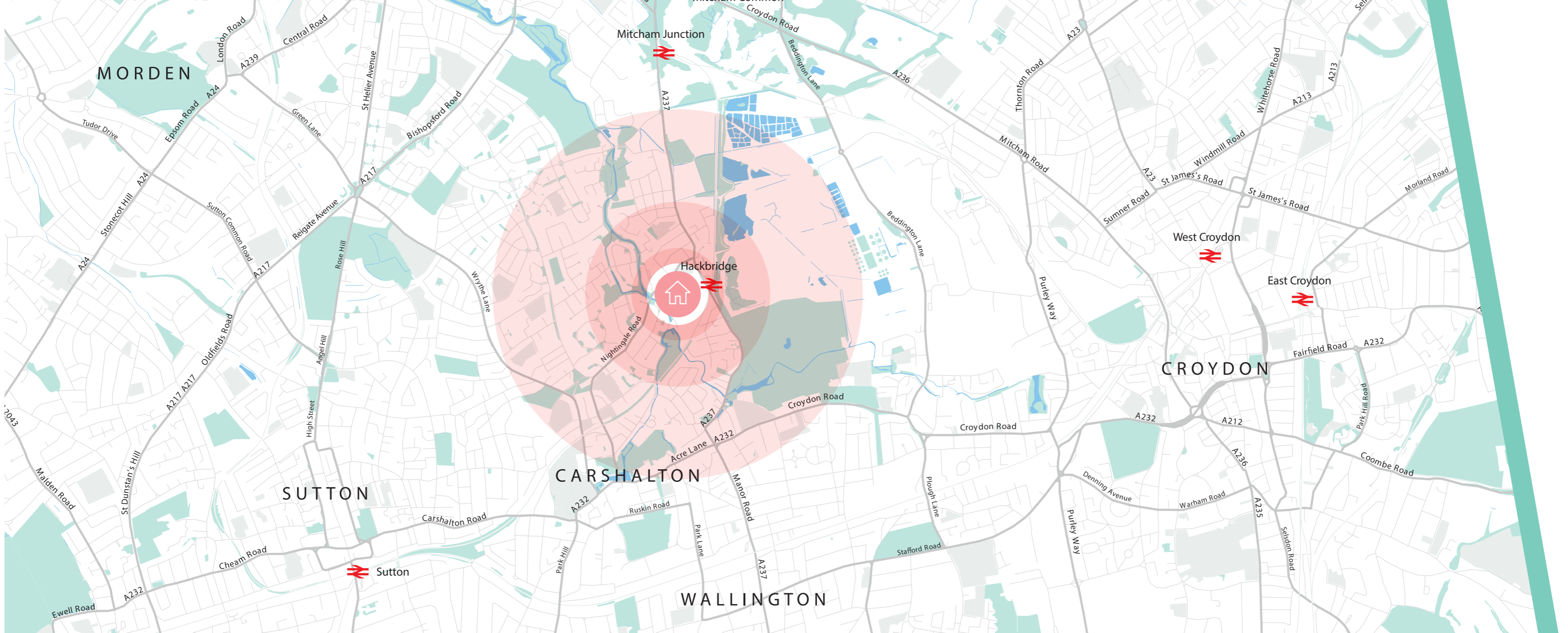
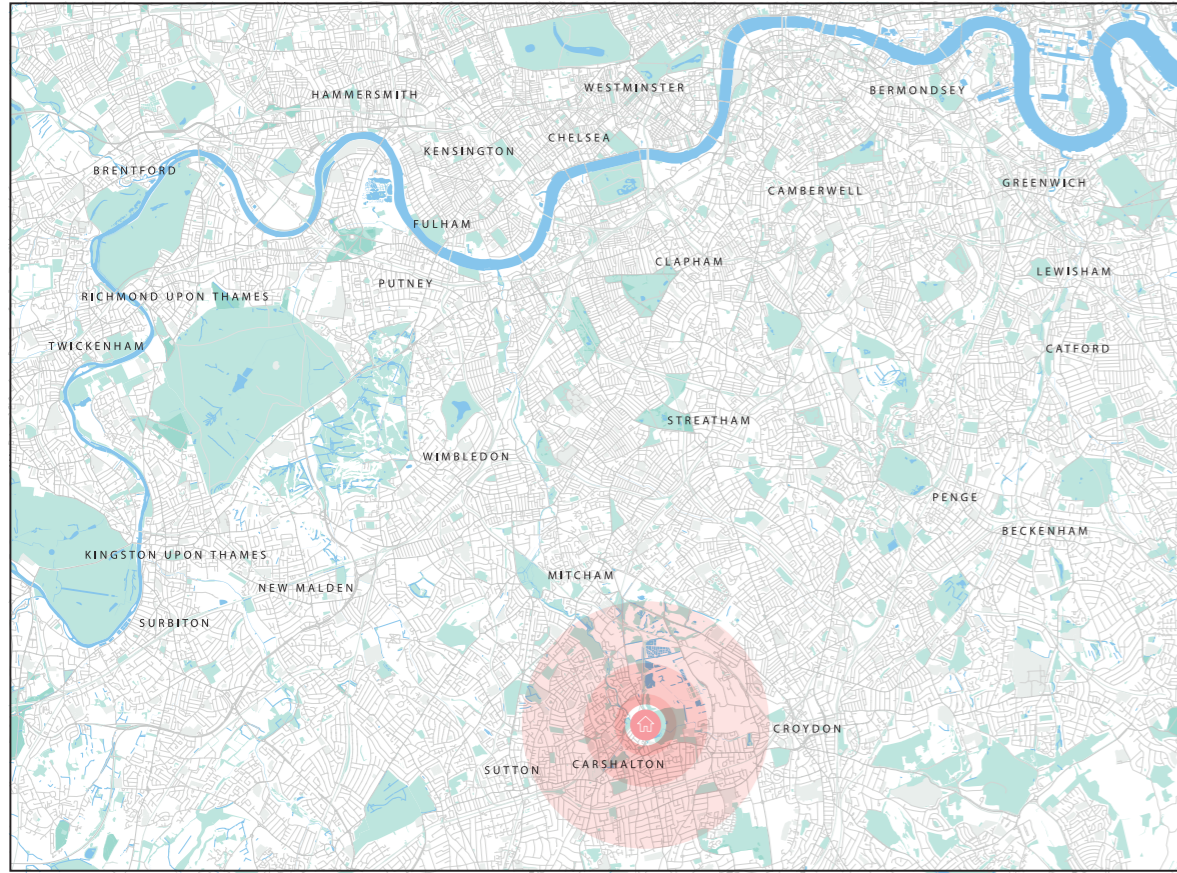
A VIBRANT NEW COMMUNITY IN THE HEART OF HACKBRIDGE





WELCOME TO
NEW MILL QUARTER





A London village with an exciting future

Built for convenient living, at New Mill Quarter you'll find everything you need right on your doorstep.

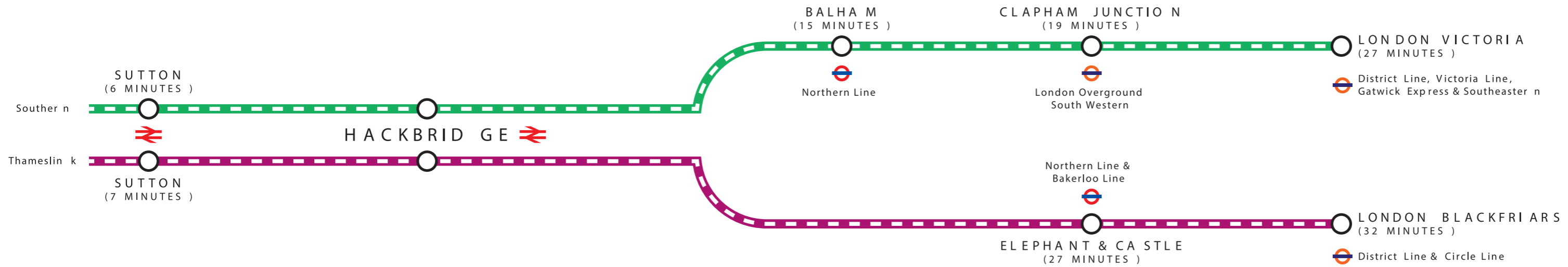
An exciting new development on the outskirts of London, this community of 440 homes offers a combination of open green space and on-site amenities (including a supermarket, medical centre and proposed retail units), as well as excellent transport connections.

Providing a collection of light and spacious apartments and houses, New Mill Quarter is a prime location for both professionals and families.

London within easy reach

Ideal for commuters, New Mill Quarter is adjacent to Hackbridge railway station, connecting you to London in approximately 30 minutes.

If you are travelling further afield, the M25 is easily accessible and you can also reach Gatwick Airport in approximately half an hour.



By foot

Less than 5 minutes to Hackbridge rail station

10 minutes to Beddington Park

By train (from Hackbridge rail station)

15 minutes to Balham

19 minutes to Clapham Junction

27 minutes to London Victoria

27 minutes to Elephant and Castle

32 minutes to London Blackfriars

33 minutes to East Croydon

41 minutes to London Bridge

By car

13 minutes to Valley Retail Park

13 minutes to Croydon

21 minutes to Wimbledon

30 minutes to Kingston upon Thames

31 minutes to the M25

37 minutes to London Gatwick

52 minutes to London Heathrow

1 hour 7 minutes to London City Airport

Travel times are approximate. Sources: tfl.gov.uk and maps.google.com





Live local, love local

Situated in the London suburb of Hackbridge, on the River Wandle, New Mill Quarter is surrounded by green open space and is within easy reach of vibrant urban life.

If you're into food, fitness and shopping, New Mill Quarter is close to all the action, with a wide range of shops, schools, and leisure and entertainment venues nearby.

The development is just a few minutes' walk away from Beddington Park, originally a deer park and now home to 58 hectares of open space. Beddington Park makes an idyllic location for a picnic on the banks of the river or, if you're feeling more energetic, why not opt for a game of tennis?

There are numerous fitness centres and sports clubs in close proximity offering state-of-the-art gyms and regular exercise classes, as well as squash, cricket and football facilities.

If you're looking to eat, drink or play, head to BOXPARK Croydon, famously constructed from shipping containers. Being only a 15-minute drive away, it's the perfect place to unwind and grab some street food or drinks with friends and family.

From 2022, New Mill Quarter residents will be a short drive away from the new Westfield Croydon, which will see 300 shops, restaurants and cafés open, as well as leisure facilities including a multi-screen cinema and bowling alley.

And with a selection of primary schools rated 'Good' by Ofsted a short walk from New Mill Quarter, and the 'Outstanding' Wallington County Grammar School also on your doorstep, it's the perfect place to raise a family.





Airy interiors finished to perfection

Whether you choose a one, two or three-bedroom apartment, you'll enjoy a spacious home filled with light. Open-plan living areas feature floor-to-ceiling glazing allowing natural light to flood in, while kitchens are fully equipped with a range of essential appliances, making cooking and entertaining a pleasure.

Contemporary bathrooms and en suites, complete with stylish fittings in white and chrome, are finished with attractive ceramic wall tiling.

Almost all homes will benefit from a private balcony or terrace, providing an outdoor extension of your living space.



Site plan

Barratt London at New Mill Quarter is an exciting new development of 440 apartments and houses. The majority of apartments are positioned around podium gardens and at the centre of the development is a public open space with an extensive play area, ideal for families.

You will find everything you need right on your doorstep – great transport connections into central London, good schools within close proximity, and on-site amenities including a medical centre and supermarket – as well as being moments from 58 hectares of green open space.

